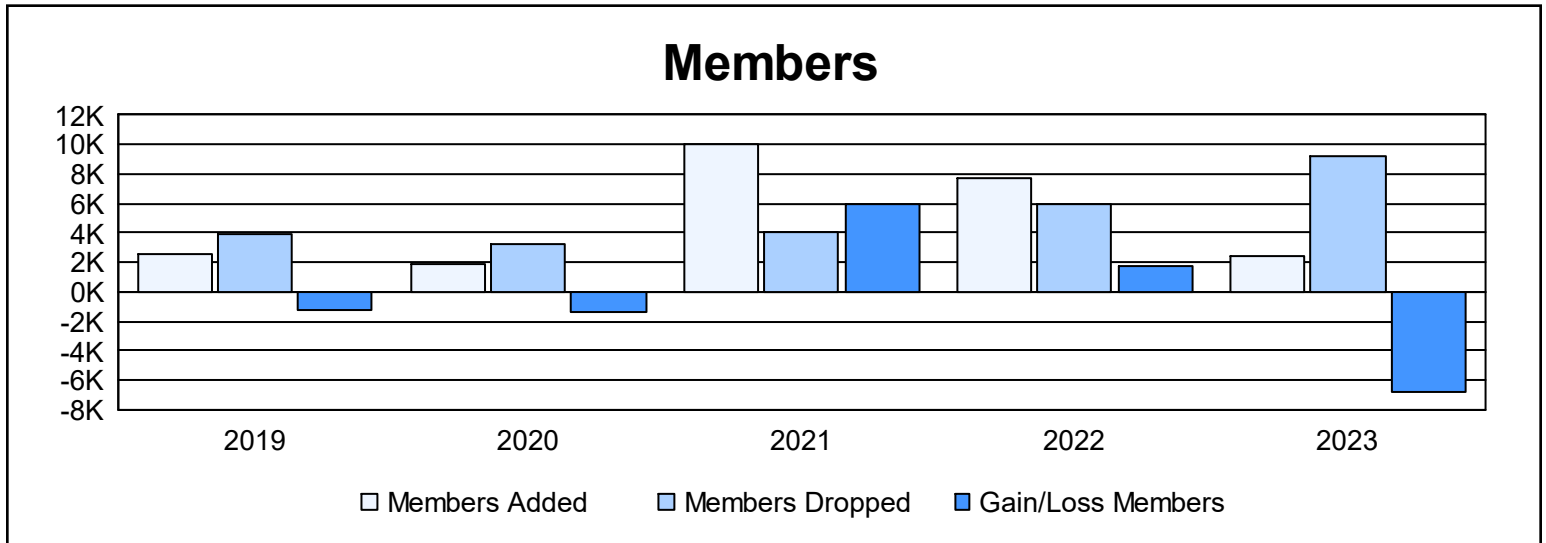
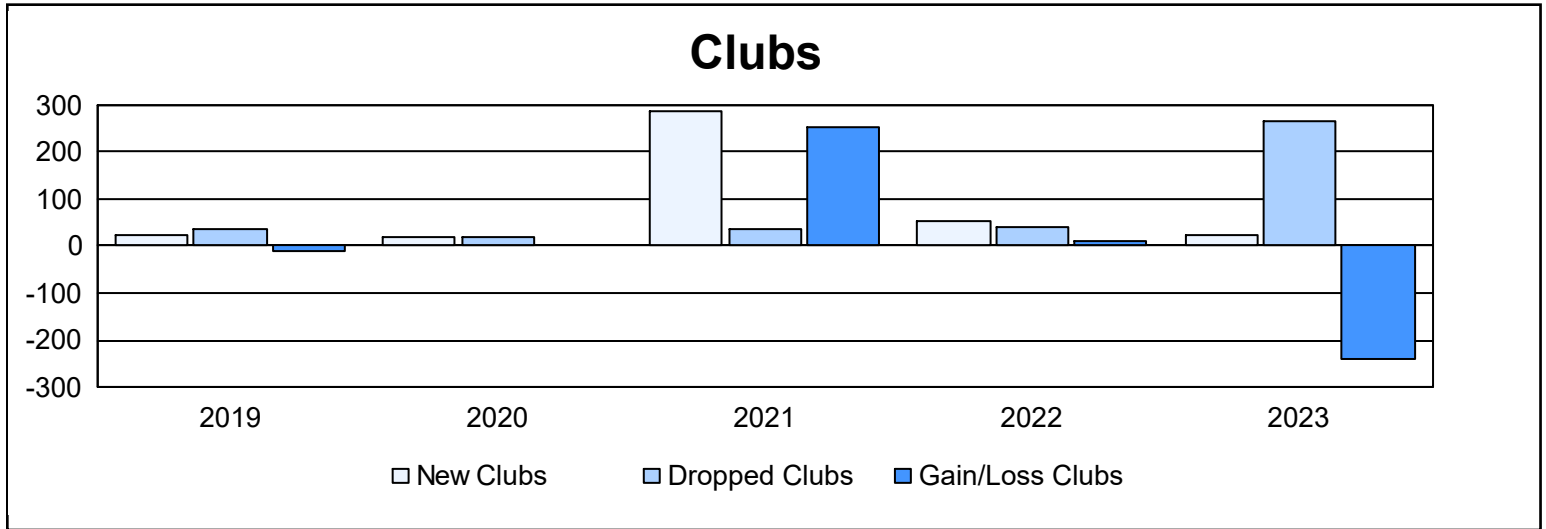
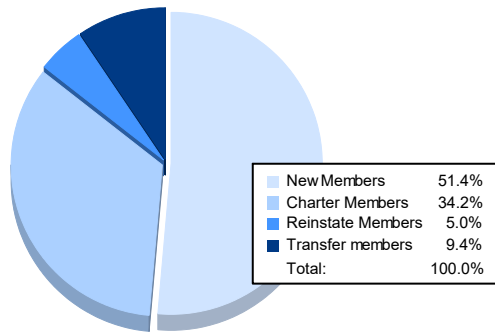


Year	New Clubs	Dropped Clubs	Gain/ Loss Clubs	New Members	Charter Members	Reinstate Members	Transfer Members	Total Member Added	Total Members Dropped	Gain/ Loss Members
2018-2019	24	36	-12	1,449	814	307	43	2,613	3,864	-1,251
2019-2020	17	17	0	1,044	553	222	115	1,934	3,282	-1,348
2020-2021	287	35	252	3,183	6,453	299	71	10,006	4,042	5,964
2021-2022	51	42	9	4,741	2,560	416	64	7,781	5,985	1,796
2022-2023	25	263	-238	1,248	831	121	229	2,429	9,220	-6,791
Average	81	79	2	2,333	2,242	273	104	4,953	5,279	-326



Membership Composition June 2023 Cumulative



Gender Composition June 2023 Cumulative

